

Travaux du Muséum National d'Histoire Naturelle «Grigore Antipa»	Vol. XLVIII	pp. 87–101	© 30 Dec. 2005
---	-------------	------------	-------------------

## ROVE BEETLES (COLEOPTERA: STAPHYLINDAE) FROM THE DANUBE FLOODPLAIN AREA, GIURGIU SECTOR (ROMANIA)

MELANIA STAN

**Abstract.** The paper represents the first contribution to the knowledge of the rove beetle fauna from the Danube floodplain, Giurgiu sector (Romania). From the 83 identified species within the area, 4 are recorded from Romania for the first time: *Gyrophaena joyi* Wendeler, 1924, *G. joyioides* Wüsthoff, 1937, *Anotylus affinis* (Czwalina, 1870) and the East-European subspecies *Stenus intricatus zoufali* Fleischer, 1909. For these species, illustrations of the male sexual characters are presented. Collecting sites are new records for staphylinids and represent the southernmost collecting place from Romania, as yet.

**Résumé.** Le travail représente une première contribution sur la connaissance de la faune de staphylinidés de la région inondable du Danube, le secteur Giurgiu (Roumanie). Quatre sur 83 espèces identifiées sont mentionnés pour la première fois en Roumanie: *Gyrophaena joyi* Wendeler, 1924, *G. joyioides* Wüsthoff, 1937, *Anotylus affinis* (Czwalina, 1870) et la sous-espèce est-européenne *Stenus intricatus zoufali* Fleischer, 1909. Pour ces espèces on présente les figures des édéages et des tergites mâles. Les sites de capture sont des nouvelles mentions sur la présence des staphylinidés et représentent jusqu'à présent le point de capture le plus sudique en Roumanie.

**Key words:** Staphylinidae, Romania, Giurgiu, the Danube floodplain, faunistical news.

The Danube, one of the most important rivers of Europe and, at the same time, of Romania, has a special ecological importance at the local, regional and international level, both for the aquatic flora and fauna and for the terrestrial one. The Danube floodplain, within the sector of Romanian-Bulgarian border, is very well developed on the left bank of the river. The floodplain, which consists of a network of small water flows and channels, larger or smaller lakes, marshes with reed and club rush, strips of softwood forests (riparian forests of White willow, of White and Black poplar mixed with White willow), mixed riparian forests of elm, oak, poplar, as well as man-made forests, has a dynamic fluctuation of the water level, creating perfect habitats for numerous plant and animal species whose development closely depend on the wet areas.

The unity of the river-flooding area was broken after 1960, when large surfaces were transformed into agricultural areas by building dikes, which lead not only to the diminishing of the flooding area surfaces but also to modifications in their function. In addition to the thin "strips" of wet areas still present between the bank and dike, around 100 smaller or larger islands (islets) occur in the Danube. These virgin islands or almost natural are characterized by natural processes and by a high ecological potential.

Data on the rove beetle fauna of the dike area, km 518-452 and the islets Cama, Dinu, Slobozia and Mocanu were obtained during the project "*Protection of wetlands of the Danube – a pilot project for Cama Dinu islets area (Romania)*" – within the Programme PHARE RO 0103.03-02 Cross Border Co-operation

---

English translation by Mihaela Barcan Achim.

Programme Romania-Bulgaria. A specific objective of the programme was an inventory of the plant and animal species and of the habitats, pointing out the important species and habitats (protected by national laws, mentioned in different agreements, international conventions, rare and endemic species).

#### MATERIAL AND METHOD

The studied area included the islets Cama (river km 510), Dinu (river km 507), Slobozia (river km 500) and Mocanu (river km 495) as well some sites from the dike area, between km 518-452, which correspond to the localities: Malu (dike km 502, 508), Vedeia (dike km 510, 517), Cetățuia (dike km 516, 518), Slobozia (dike km 500, around fish farm, 43°51'21" N, 25°55'43" E), Braniștea - Penciu forest (dike km 475, 43°57'04" N, 26°04'38" E), Gostinu-Manta rivulet (dike km 468), Greaca-Ochii Boului forest (dike km 452, in front of the pumping station), the Danube river bank (river km 474 and 508).

Collecting methods:

- pitfall traps:

- dike area (27-29 IV): km 502 – in lawns with gramineae, fabaceae and asteraceae at the dike feet, in close vicinity of the flooded area (M1); km 508 – in an area with ruderal vegetation (M2); km 510, in a hybrid poplar forest with grassy vegetation, partially flooded (V);

- km 517 (29 V-3 VI) – near Șaica oxbow lake, dike surveyor house, in low hardwood forest, with Black poplar, oak, herbaceous layer and leaf litter (A) and in hardwood forest, with old oaks, leaf litter (B);

- Cama islet, 29 V-3 VI in: tall herbaceous fringe on the cliff-like river bank (C1), hardwood floodplain forest, under elms, continuous layer of leaf litter (C2), river bank on the base of a cliff-like high bank (C3), water border, river bank with wet, fine sized sand, without vegetation, temporarily flooded (C4), riverine forest, under White poplars, tall herbaceous vegetation, leaf litter layer (C5), river bank, muddy wet site, poor vegetation, poor in detritus (C6), sandy river bank fine sized sand, poor vegetation, dry to temporarily wet (C7) and 7-16 VI near the Danube river bank, forest with White willow (*Salix alba*), elm (*Ulmus laevis*), *Anthriscus trichosperma*, *Artium lapa*, *Soncus asper*, *Artemisia anua*, *Chenopodium album*, *Amorpha fruticosa* (C8);

- Dinu islet (29 V-3 VI) in: hardwood forest with tall herbaceous vegetation (D1), wet, sandy river bank, with some detritus (D2), softwood forest with tall herbs on wet, muddy soil (D3), temporarily flooded river bank, without vegetation, wet sand (D4), Black poplar regeneration on sandy river bank, without herbaceous layer (D5);

- the Danube river bank, opposite to Dinu islet, river km 508 (29 V-3 VI) in small depression with wet mud, with poor vegetation, under Black poplar regeneration (E).

- collectings with the aspirator from the mud from the edge of the temporary pools left behind the floodings: Cama islet (7 and 16 VI) – in open area; Braniștea-Penciu forest (22 VI), in hybrid poplar forest with grassy vegetation, with poplar carving areas; Gostinu-Manta rivulet (in front of Lungu islet, 23 VI) – in open area;

- flotation method: Cama islet (7 and 16 VI); Braniștea-Penciu forest (22 VI), in similar places to those of the aspirator collectings;

- hand collectings from the wet sandy banks of the islets Slobozia (21 VI), Mocanu (21 VI), from the bank of the Danube – km 474 in front of the Elena islet,

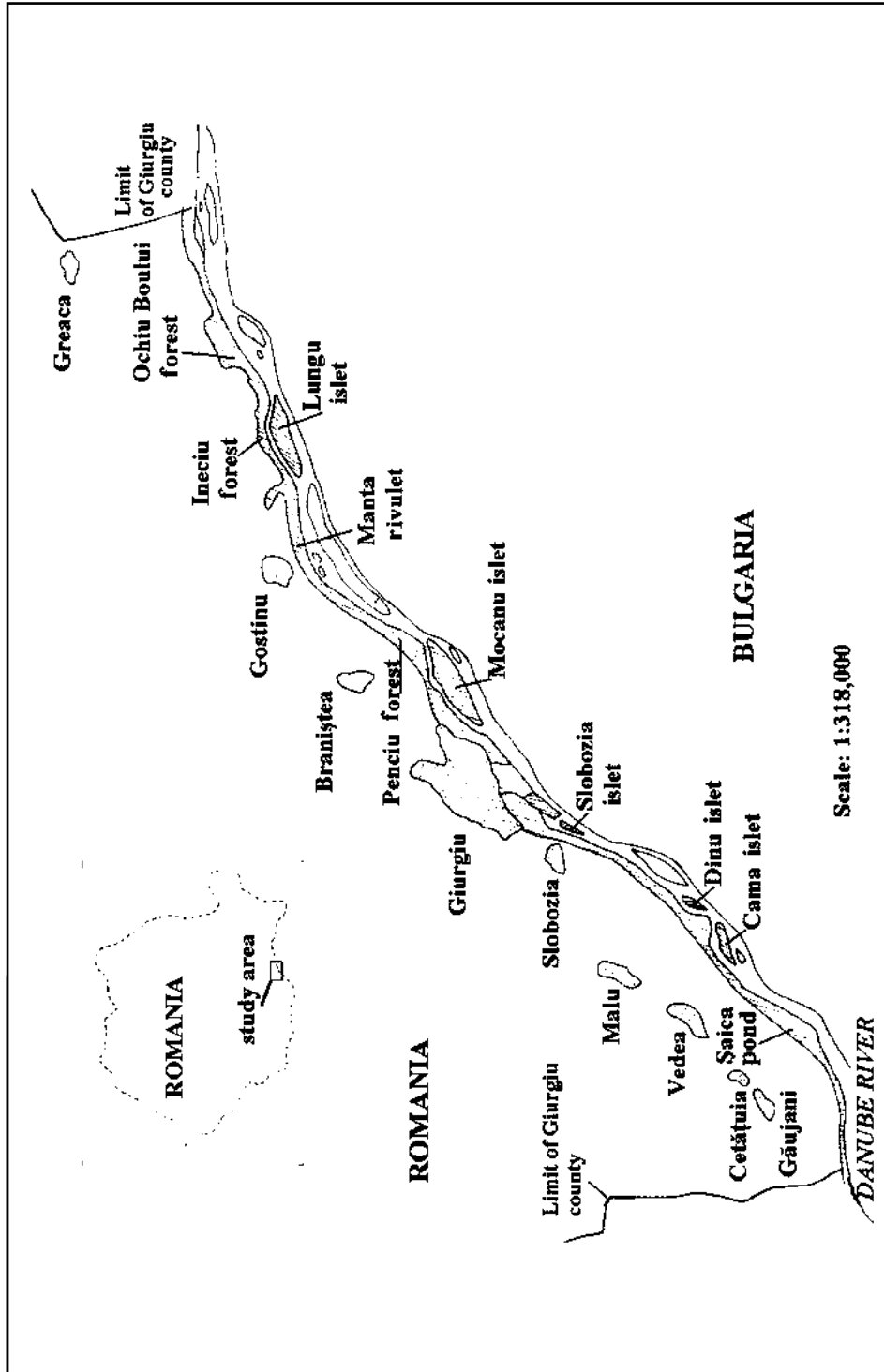


Fig. 1 – The map of the collecting sites from the Danube floodplain area, Giurgiu sector.

(22 VI); from the wet ground (flooded in April) of the Slobozia islet; from cow, horse, pig dung from the dike area – km 452, 475, 500, 502 and 508; from fungi grown on poplar stumps (km 516 on dike, 26 IV; Cama islet – 7 and 16 VI; Branîştea-Penciu forest – 22 VI); under the bark of the poplar logs (Cama islet, 7 VI).

The specimens collected by pitfall traps, during 29 V-3 VI, reached us by Dr. Eckbert Schneider' kindness (WWF Auen Institute for Floodplain Ecology).

The material identification based on the features of the external morphology and on the study of the special structures – aedeagus and spermatheca (the last one for the representatives of the subfamily Aleocharinae). The specialized papers used in identification were: Lohse (1964, 1974, 1989), Coiffait (1974, 1978), Boháč (1985 a, b), Dauphin (1991, 1993), Gildenkov (2001). The identified species are presented further on in a table (Tab. 1), for each species being mentioned the collecting site, collecting date, number of the specimens, sex, collecting methods. For the specimens collected with pitfall traps we used the letters mentioned in the collecting methods for specifying the location place. In the last column the ecological characteristic is mentioned (Koch, 1989). The species are grouped in subfamilies, and within each subfamily they are alphabetically ordered.

All collecting localities and sites (Fig. 1) represent new records for the rove beetles presence and, at the same time, the southernmost collecting place from Romania, as yet. The studied material is preserved in the coleopteran collection of "Grigore Antipa" National Museum of Natural History, Bucharest.

#### RESULTS

Eighty-three staphylinid species which belong to the subfamilies Aleocharinae (20 species), Tachyporinae (8 species), Oxytelinae (23 species), Oxyporinae (1 species), Steninae (8 species), Paederinae (4 species), Staphylininae (19 species) were identified.

Table 1

Rove beetles species collected from the Danube floodplain, Giurgiu sector.

Taxon	Collecting site and method	Ecological characteristic
Subfamily Aleocharinae Fleming, 1821		
<i>Aleochara brevipennis</i> Gravenhorst, 1806	Slobozia islet, 21 VI (1 ♀); Branîştea, Penciu forest, 22 VI (1 spec.); directly from the ground substratum.	stenotopic, hygrophilous, poludicolous, phytodetrilicous.
<i>Aleochara intricata</i> Mannerheim, 1830	Malu, dike km 508, 27 IV (1 ♀); Manta rivulet, 23 VI (1 spec.); Slobozia, (around fish farm), 10 VI (1 spec.); in cow dung.	eurytopic, coprophilous, necrophilic, phytodetrilicous.
<i>Aleochara tristis</i> Gravenhorst, 1806	Malu, dike km 502, 27 IV (2 ♀♀); Manta rivulet, 23 VI (1 ♂); in cow dung.	eurytopic, coprophilous, phytodetrilicous.
<i>Anomognathus cuspidatus</i> (Erichson, 1839)	Cama islet, 7 VI (1 ♂); under the bark of the poplar log.	eurytopic, silvicolous, corticolous.

Taxon	Collecting site and method	Ecological characteristic
<i>Drusilla canaliculata</i> (Fabricius, 1787)	Cama islet, 7-16 VI (1 ♂); pitfall trap (C8).	eurytopic, xerophilous, myrmecophilous, phytodetriticolous.
<i>Gnypeta rubrior</i> Tottenham, 1939	Cama islet, 16 VI (1 ♀); with the aspirator.	stenotopic, hygrophilous, psamophilous, ripicolous.
<i>Gyrophæna fasciata</i> (Marsham, 1802)	Cama islet, 7 VI (2 ♂♂, 7 ♀♀); 16 VI (9 ♂♂, 5 ♀♀); from the fungi grown on the hybrid poplar stumps.	eurytopic, silvicolous, mycetophilous, agaricolous.
<i>Gyrophæna joyi</i> Wendeler, 1924 (Fig. 2 A, B) – new record for the Romanian fauna	Cetățuia (Găujani), dike km 516, 26 IV (4 ♂♂, 13 ♀♀); Cama islet, 16 VI (37 ♂♂, 34 ♀♀); from the fungi grown on the hybrid poplar stumps.	eurytopic, silvicolous, mycetophilous, agaricolous, boleticolous.
<i>Gyrophæna joyioides</i> Wüsthoff, 1937 (Fig. 2 C, D, E) – new record for the Romanian fauna	Cetățuia (Găujani), dike km 516, 26 IV (17 ♂♂, 34 ♀♀), Cama islet, 7 VI (6 ♂♂, 8 ♀♀), 16 VI (78 ♂♂, 90 ♀♀); from the fungi grown on the hybrid poplar stumps.	eurytopic, mycetophilous, agaricolous, boleticolous.
<i>Gyrophæna lucidula</i> Erichson, 1837	Cetățuia (Găujani), dike km 516, 26 IV, (3 ♂♂, 13 ♀♀); Braniște, Penciu forest, 22 VI (42 ♂♂, 67 ♀♀); Slobozia islet, 21 VI (4 ♂♂, 2 ♀♀); from the fungi grown on the hybrid poplar stumps.	stenotopic, hygrophilous, mycetophilous, agaricolous, polyporicolous
<i>Gyrophæna manca</i> Erichson, 1839	Cetățuia (Găujani), dike km 516, 26 IV (1 ♀); from the fungi grown on the hybrid poplar stumps.	eurytopic, mycetophilous, agaricolous, polyporicolous
<i>Ilyobates nigricollis</i> (Paykull, 1800)	Dinu islet, 29 V-3 VI (1 ♂); pitfall trap (D1).	eurytopic, hygrophilous, silvicolous, phytodetriticolous.
<i>Ischnopoda umbratica</i> (Erichson, 1837)	Cama islet, 16 VI (1 spec.); Slobozia islet 16 VI (1 spec.); directly from the ground substratum.	stenotopic, hygrophilous, ripicolous.
<i>Liogluta longiuscula</i> (Gravenhorst, 1802)	Cama islet, 29 V-3 VI (2 spec.), Dinu islet, 29 V-3 VI (1 spec.), Vedea, dike km 517, “Furnica” forest range, 29 V-3 VI (4 spec.); pitfall traps (A, B, C2, C5, D3).	eurytopic, hygrophilous, humicolous, phytodetriticolous.
<i>Liogluta microptera</i> Thomson, 1867	Cama islet, 29 V-3 VI (1 ♀); pitfall trap (C2).	eurytopic, hygrophilous, humicolous.
<i>Nehemitropia lividipennis</i> (Mannerheim, 1830)	Slobozia (around fish farm), 10 VI (2 ♂♂, 3 ♀♀); under the dung.	eurytopic, saprophilous, phytodetriticolous.

Taxon	Collecting site and method	Ecological characteristic
<i>Tachyusa coarctata</i> Erichson, 1837	Cama islet, 29 IV (1 ♂), 29 V-3 VI (6 spec.) and 16 VI (4 spec.); Dinu islet, 29 V-3 VI (2 spec.); Slobozia islet, 21 VI (18 spec.); Mocanu islet, the bank of the river, 21 VI (5 spec.); Branîştea, Penciu forest, 22 VI (12 spec.); Gostinu, the Danube river bank, km 474, 22 VI (4 spec.); the Danube river bank, km 508, 29 V-3 VI, (54 spec.); directly from the ground substratum; with the aspirator; pitfall traps (C4, C7, D4, D5, E).	eurytopic, hygrophilous, ripicolous.
<i>Zyras haworthi</i> (Stephens, 1832)	Dinu islet, 29 V- 3 VI (1 ♀); pitfall trap (D1).	eurytopic, thermophilous, myrmecophilous, humicolous.
<i>Zyras humeralis</i> (Gravenhorst, 1802)	Dinu islet, 29 V- 3 VI (1 ♀); Vedeia, dike km 517, „Furnica” forest range, 29 V-3 VI (1 ♀); Cama islet, 7-16 VI (2 ♂♂, 1 ♀); pitfall traps (A, C8, D1).	eurytopic, myrmecophagous, humicolous.
<i>Zyras lugens</i> (Gravenhorst, 1802)	Vedeia, dike km 517, „Furnica” forest range, 29 V-3 VI (4 spec.); Dinu islet, 29 V-3 VI (1 spec.); pitfall traps (A, B, D1).	eurytopic, myrmecophilous.
Subfamily Tachyporinae MacLeay, 1825		
<i>Lordithon thoracicus</i> (Fabricius, 1777)	Cetățuia (Găujani), dike km 516, 26 IV (1 spec.); from the fungi grown on the hybrid poplar stumps.	eurytopic, mycetophilous, silvicolous.
<i>Mycetoporus forticornis</i> Fauvel, 1875	Cama islet, 29 V-3 VI (1 spec.); pitfall trap (C5).	eurytopic, thermophilous, muscicolous, humicolous
<i>Mycetoporus nigricollis</i> Stephens, 1835	Malu, dike km 502, 27-29 IV (1 ♀); Cama islet, 7-16 VI (1 spec.); pitfall traps (M1, C8).	eurytopic, thermophilous, muscicolous, humicolous.
<i>Sepedophilus pedicularius</i> (Gravenhorst, 1802)	Vedeia, dike km 517, „Furnica” forest range 29 V-3 VI (1 ♂); Dinu islet, 29 V-3 VI (1 ♂); pitfall traps (B, D1).	eurytopic, xerophilous, humicolous, phytodetrificialous.
<i>Sepedophilus testaceus</i> (Fabricius, 1792)	Dinu islet, (1 spec.); pitfall trap (D1).	eurytopic, pholeophilous, mycetophilous, humicolous, phytodetrificialous.
<i>Tachyporus chrysomelinus</i> (Linnaeus, 1758)	Ochiu Boului forest, 23 VI, (1 ♀); directly from the ground substratum.	ubiquitous, humicolous, phytodetrificialous planticolous.
<i>Tachyporus hypnorum</i> (Fabricius, 1775)	Cama islet, 7-16 VI (2 spec.); pitfall trap (C8).	ubiquitous, humicolous, muscicolous, phytodetrificialous.
<i>Tachyporus solutus</i> (Erichson, 1839)	Ochiu Boului forest, 23 VI (1 ♂); Dinu islet, 29 V-3 VI (1 ♀); directly from the ground substratum; pitfall trap (D2)	eurytopic, xerophilous, humicolous, phytodetrificialous.

Taxon	Collecting site and method	Ecological characteristic
Subfamily Oxytelinae Fleming, 1821		
<i>Anotylus affinis</i> (Czwalina, 1870) (Fig. 2 F, G, H) - new record for the Romanian fauna	Malu, dike km 508, 27 IV (1 ♂); in cow dung.	stenotopic, coprophilous, humicolous.
<i>Anotylus intricatus</i> (Erichson, 1840)	Manta rivulet, 23 VI (1 ♂, 4 ♀♀); in cow dung.	eurytopic, thermophilous, stercoricolous, phytodetrificialous.
<i>Anotylus inustus</i> (Gravenhorst, 1806)	Cetățuia, dike km 516, 26 IV (10 ♂♂, 10 ♀♀); Malu, dike km 508, 27 IV (2 ♂♂, 3 ♀♀); in cow dung.	eurytopic, xerophilous, stercoricolous, phytodetrificialous.
<i>Anotylus nitidulus</i> (Gravenhorst, 1802)	Manta rivulet, 23 VI (1 ♂); in cow dung.	eurytopic, hygrophilous, stercoricolous, phytodetrificialous.
<i>Anotylus pumilus</i> (Erichson, 1839)	Malu, 27 IV (1 ♂, 1 ♀), in cow dung.	eurytopic, coprophilous, phytodetrificialous.
<i>Anotylus sculpturatus</i> (Gravenhorst, 1806)	Malu, dike 502 km, 27 IV, (2 ♂♂, 10 ♀♀); Malu, dike km 508, 27-29 IV (1 ♀); Cetățuia, dike km 516, 26 IV (1 ♂, 4 ♀♀); Manta rivulet, 23 VI (3 ♀♀); in cow dung; pitfall trap (M2).	ubiquitous, coprophilous, phyto- and zoodetrificialous.
<i>Anotylus tetracarinatus</i> (Block, 1799)	Ochiu Boului forest, 23 VI, (1 ♂, 1 ♀); Slobozia islet, 21 VI (1 ♀); in cow dung; from the fungi grown on the hybrid poplar stumps.	ubiquitous, stercoricolous, phytodetrificialous.
<i>Bledius dissimilis</i> Erichson, 1840	Dinu islet, 29 V-3 VI (1 ♂); Cama islet 29 IV (1 ♂, 1 ♀) and 7 VI (1 ♀); pitfall trap (D1); with the aspirator from the wet substratum.	stenotopic, psammophilous, ripicolous.
<i>Bledius fossor</i> Heer, 1839	Cama islet, 29 IV (1 spec.); Gostinu, the Danube river bank, km 474, 22 VI (1 ♂); Mocanu islet, the Danube river bank, km 495, 21 VI (2 spec.); with the aspirator from the wet sand.	stenotopic, psammophilous, ripicolous.
<i>Bledius gallicus</i> (Gravenhorst, 1806)	Cama islet, 7 VI (1 spec.); with the aspirator from the wet substratum.	stenotopic, psammophilous, ripicolous.
<i>Bledius tibialis</i> Heer, 1839	Dinu islet, 29 V-3 VI (1 ♂); pitfall trap (D5).	stenotopic, psammophilous, ripicolous.
<i>Carpelimus bilineatus</i> Stephens, 1834	Branișteea, Penciu forest, 22 VI, (1 ♂, 2 ♂♂); with the aspirator on the beach of temporary swamp; flotation method.	eurytopic, psammophilous, ripicolous, phytodetrificialous.
<i>Carpelimus corticinus</i> (Gravenhorst, 1806)	Branișteea, Penciu forest, 22 VI (4 ♂♂, 2 ♀♀); with the aspirator on the beach of temporary swamp; flotation method.	eurytopic, hygrophilous, ripicolous, phytodetrificialous.
<i>Carpelimus exiguus</i> (Erichson, 1839)	Dinu islet, 29 V-3 VI (6 spec.); the Danube river bank, km 508, 29 V-3 VI (1 spec.); Cama islet, 7 VI (41 spec.), 16 VI (127 spec.); Branișteea, Penciu forest, 22 VI (28 spec.); with the aspirator on the beach of temporary swamp; flotation method, pitfall traps (D4, D5, E).	stenotopic, psammophilous, ripicolous, phytodetrificialous.

Taxon	Collecting site and method	Ecological characteristic
<i>Carpelimus impressus</i> (Lacordaire, 1835)	Branișteța, Penciu forest, 22 VI (1 ♂, 3 ♀♀); Manta rivulet, 23 VI (2 ♀♀); with the aspirator on the beach of temporary swamp; flotation method.	eurytopic, hygrophilous, ripicolous, phytodetrilicous.
<i>Carpelimus nitidus</i> (Baudi di Selve, 1848)	Cama islet, 29 IV (2 spec.); Branișteța, Penciu forest, 22 VI (4 spec.); with the aspirator on the beach of temporary swamp; flotation method.	stenotopic, psammophilous, ripicolous.
<i>Carpelimus obesus</i> (Kiesenwetter, 1844)	Cama islet, 29 IV (13 spec.); 16 VI (7 spec.); Slobozia islet, 21 VI (1 spec.); Branișteța, Penciu forest, 22 VI (14 spec.); Manta rivulet, 23 VI (18 spec.); with the aspirator on the beach of temporary swamp; flotation method.	eurytopic, psammophilous, ripicolous.
<i>Carpelimus rivularis</i> (Motschulsky, 1860)	Branișteța, Penciu forest, 22 VI (1 ♂); with the aspirator on the beach of temporary swamp; flotation method.	eurytopic, hygrophilous, ripicolous, phytodetrilicous.
<i>Oxytelus piceus</i> (Linnaeus, 1767)	Manta rivulet, 23 VI (1 ♂); Malu, dike km 502, 23 IV (1 ♀); in cow dung.	stenotopic, coprophilous, phytodetrilicous.
<i>Platystethus alutaceus</i> Thomson, 1861	Cama islet, 16 VI (1 ♀); with the aspirator on the wet substratum; flotation method.	stenotopic, hygrophilous, psammophilous.
<i>Platystethus arenarius</i> (Geoffroy, 1785)	Manta rivulet, 23 VI (1 ♀); in cow dung.	ubiquitous, coprophilous, phytodetrilicous.
<i>Platystethus cornutus</i> (Gravenhorst, 1802)	Cama islet, 29 IV (3 ♂♂, 12 ♀♀); 7 VI (1 ♂, 1 ♀), 16 VI (1 spec.), Manta rivulet, 23 VI (5 spec.); Branișteța, Penciu forest, 22 VI (9 spec.); with the aspirator on the beach of temporary swamp; flotation method.	eurytopic, hygrophilous.
<i>Platystethus nitens</i> (Sahlberg, 1832)	Cama islet, 29 IV (1 ♀); 29 V-3 VI (1 ♀); 16 VI (9 spec.); Dinu islet, (1 ♀, 1 ♂), Vedeța, dike km 517, „Furnică” forest range, 29 V-3 VI, (1 ♀); directly from the ground substratum; pitfall traps (A, C6, D2, D4).	eurytopic, thermophilous, phytodetrilicous.
Subfamily Oxyporinae Fleming, 1821		
<i>Oxyporus rufus</i> (Linnaeus, 1758)	Cetățuia (Găujani), dike km 516, 26 IV (5 spec.); Cama islet, 7 VI (6 spec.); from the fungi grown on the hybrid poplar stumps.	eurytopic, mycetophilous, agaricolous.
Subfamily Steninae MacLeay, 1825		
<i>Stenus ater</i> Mannerheim, 1830	Cama islet, 7 VI, (1 ♂); with the aspirator from the wet land.	eurytopic, hygrophilous, often phytodetrilicous.
<i>Stenus bimaculatus</i> Gyllenhal, 1810	Slobozia islet, 21 VI (1 ♀); with the aspirator from the wet land.	eurytopic, hygrophilous, phytodetrilicous.
<i>Stenus boops</i> Ljungh, 1810	Slobozia islet, 21 VI (2 ♂♂); with the aspirator from the wet land.	eurytopic, hygrophilous, phytodetrilicous.

Taxon	Collecting site and method	Ecological characteristic
<i>Stenus comma</i> LeConte, 1863	Cama islet, 29 IV (1 ♀); 7 VI (1 ♂); Slobozia islet, 21 VI (13 ♀♀, 5 ♂♂); Mocanu islet, the bank of the river, km 495, 21 VI (4 ♂♂, 3 ♀♀); Gostinu, the Danube river bank, 474 km, 22 VI (5 ♂♂, 2 ♀♀); Braniște, Penciu forest, 22 VI (1 ♂); with the aspirator from the wet land.	eurytopic, hygrophilous, psammophilous, phytodetriticolous.
<i>Stenus humilis</i> Erichson, 1839	Cama islet, 7-16 VI (3 ♂♂, 2 ♀♀); 16 VI (1 ♀), 29 V-3 VI (1 ♀); Dinu islet, 29 V-3 VI (2 ♂♂, 1 ♀); Vedea, dike km 517, forest range „Furnica”, 29 V-3 VI (3 ♂♂); pitfall traps (A, B, C1, C8, D1, D4); with the aspirator from the wet land.	eurytopic, hygrophilous, silvicolous, phytodetriticolous.
<i>Stenus intricatus zoufali</i> Fleischer, 1909 (Fig. 3 A - G) – new record for the Romanian fauna	Cama islet, 29 IV (1 ♂, 1 ♀); Gostinu, the bank of the river, 474 km, 22 VI (1 ♂); Manta rivulet, 23 VI (2 ♂♂, 1 ♀); Ochiu Boului forest, 23 VI (1 ♂); with the aspirator from the wet land.	stenotopic, hygrophilous, ripicolous, muscicolous.
<i>Stenus morio</i> Gravenhorst, 1806	Manta rivulet, 23 VI (2 ♂♂); with the aspirator from the wet land.	stenotopic, hygrophilous, paludicolous, phytodetriticolous.
<i>Stenus providus</i> Erichson, 1839	Slobozia islet, 21 VI (2 ♂♂, 1 ♀); Ochiu Boului forest, 23 VI, (2 ♀♀); with the aspirator from the wet land.	stenotopic, hygrophilous, phytodetriticolous.
Subfamily Paederinae Fleming, 1821		
<i>Astenus immaculatus</i> Stephens, 1833	Ochiu Boului forest, 23 VI, (1 ♂); in horse dung.	eurytopic, hygrophilous, phytodetriticolous.
<i>Leptobium gracile</i> (Gravenhorst, 1802)	Malu, dike km 508, 27 IV (1 ♂); Cama islet, 29 V-3 VI (2 ♂♂, 5 ♀♀), 16 VI (2 ♂♂, 1 ♀), 7-16 VI (3 ♂♂, 1 ♀); Dinu islet, (3 ♂♂, 3 ♀♀); Vedea, dike km 517 forest range „Furnica” 29 V-3 VI (1 ♂); with the aspirator from the wet land; pitfall traps (A, C3, C4, C6, C8, D1, D2).	stenotopic, hygrophilous, ripicolous, phytodetriticolous.
<i>Paederus fuscipes</i> Curtis, 1826	Slobozia islet, 21 VI (2 ♂♂, 1 ♀); directly from the wet land.	stenotopic, hygrophilous, paludicolous, phytodetriticolous.
<i>Scopaeus laevigatus</i> (Gyllenhal, 1827)	Cama islet, 29 IV (1 ♀); 7 VI (2 ♂♂, 3 ♀♀); directly from the wet land.	eurytopic, hygrophilous, humicolous.
Subfamily Staphylininae Latreille, 1802		
<i>Astrapaeus ulmi</i> (Rossi, 1790)	Vedea, dike km 510, 27-29 IV (1 ♀); pitfall trap (V).	eurytopic, hygrophilous, humicolous.
<i>Gabrieus osseticus</i> (Kolenati, 1846)	Cama islet, 29 V-3 VI (4 ♂♂, 5 ♀♀); Dinu islet, 29 V-3 VI (7 ♀♀); Vedea, dike km 517, 29 V-3 VI (2 ♂♂, 2 ♀♀); pitfall traps (A, B, C1, C2, C3, C5, C6, D3, D5).	eurytopic, hygrophilous, humicolous, phytodetriticolous.

Taxon	Collecting site and method	Ecological characteristic
<i>Gyrophypnus fracticornis</i> (Müller, 1776)	Manta rivulet, 23 VI (1 ♂, 1 ♀); in cow dung.	ubiquitous, phytodetriticolous.
<i>Heterothops dissimilis</i> (Gravenhorst, 1802)	Cama islet, 29 V-3 VI (1 ♂); pitfall trap (C5).	eurytopic, phytodetriticolous.
<i>Leptacinus batychrus</i> (Gyllenhal, 1827)	Manta rivulet, 23 VI (1 ♂, 2 ♀♀); in cow dung.	eurytopic, saprophilous, phytodetriticolous.
<i>Neobisnius procerulus</i> (Gravenhorst, 1806)	Cama islet, 29 IV (5 ♂♂, 4 ♀♀); 16 VI (2 ♀♀), Slobozia islet, 21 VI (2 ♀♀); Braniştea, Penciu forest, 22 VI (3 ♂♂, 2 ♀♀); Manta rivulet, 23 VI, (1 ♂); with the aspirator on the beach of temporary swamp; flotation method.	stenotopic, hygrophilous, ripicolous, phytodetriticolous.
<i>Ocybus nitens</i> (Schrank, 1781)	Vedea, 27-29 IV (1 ♂, 1 ♀); Dinu islet, 29 V-3 VI (2 ♂♂); Cama islet, 29 IV (1 ♀); pitfall traps (D1, V); under the poplar trunk.	eurytopic, hygrophilous, humicolous.
<i>Ontholestes haroldi</i> (Eppelsheim, 1884)	Malu, dike 502 km, 27 IV (1 ♂); in cow dung.	eurytopic, stercoricolous, necrophilic, phytodetriticolous.
<i>Philonthus cochleatus</i> Scheerpeltz, 1937	Manta rivulet, 23 VI (1 ♂); in cow dung.	eurytopic, stercoricolous.
<i>Philonthus diversiceps</i> Bernhauer, 1901	Cama islet, 29 IV (3 ♂♂, 7 ♀♀), 7 VI (1 ♂), 16 VI (3 ♀♀); Slobozia islet, 21 VI (2 ♂♂, 1 ♀); Manta rivulet, 23 VI (1 ♂, 10 ♀♀); Braniştea, Penciu forest, 22 VI (6 ♂♂, 10 ♀♀); with the aspirator on the beach of temporary swamp; flotation method.	stenotopic, hygrophilous, paludicolous, limicolous.
<i>Philonthus intermedius</i> (Lacordaire, 1835)	Malu, dike km 508, 27 IV (1 ♀); Slobozia (around fish farm), 10 VI (1 ♀); in cow and pig dung.	eurytopic, saprophilous, phytodetriticolous.
<i>Philonthus micantoides</i> Benick & Lohse, 1956	Braniştea, Penciu forest, 22 VI (1 ♂); Slobozia islet, 21 VI (2 ♀♀); with the aspirator on the beach of temporary swamp.	stenotopic, hygrophilous, paludicolous, limicolous, phytodetriticolous.
<i>Philonthus pseudovarians</i> Strand, 1941	Slobozia (around fish farm), 10 VI (1 ♀); in cow dung.	eurytopic, stercoricolous, phytodetriticolous.
<i>Philonthus quisquiliarius</i> (Gyllenhal, 1810)	Cama islet, 29 IV (6 ♂♂, 3 ♀♀); 7 VI (2 ♂♂, 1 ♀), 16 VI (1 ♀); Gostinu, the Danube river bank, 22 VI (1 ♀); Manta rivulet, 23 VI (1 ♂, 2 ♀♀); Braniştea, Penciu forest, 22 VI (4 ♂♂, 5 ♀♀); with the aspirator on the beach of temporary swamp; flotation method.	eurytopic, hygrophilous, limicolous, phytodetriticolous.

Taxon	Collecting site and method	Ecological characteristic
<i>Staphylinus caesareus</i> Cederhjelm, 1798	Vedea, dike km 510, 27-29 IV (1 ♀); pitfall trap (V).	eurytopic, phobophilous, phytodetriticolous.
<i>Stenistoderus nothus</i> (Erichson, 1839)	Cama islet, 29 V-3 VI (1 ♀); Dinu islet, (1 spec.); pitfall traps (C4, D2).	stenotopic, ripicolous, phytodetriticolous.
<i>Tasgius globulifer</i> (Geoffroy, 1785)	Vedea, dike 517 km, forest range „Furnica”, 29 V-3 VI (1 ♀); pitfall trap (A).	eurytopic, xerophilous, humicolous, phytodetriticolous.
<i>Xantholinus longiventris</i> Heer, 1839	Vedea, dike km 517, forest range „Furnica”, 29 V-3 VI (5 ♀♀); Dinu islet, 29 V-3 VI (1 ♀); Cama islet, 29 V-3 VI (1 ♀); pitfall traps (A, B, C6, D1).	ubiquitous, hygrophilous, phytodetriticolous.
<i>Xantholinus dvoraki</i> Coiffait, 1956 (Fig. 3 H)	Vedea, dike km 510, 27-29 IV (1 ♂); pitfall trap (V).	stenotopic, hygrophilous, phytodetriticolous.

## DISCUSSIONS

*Gyrophæna joyi* Wendeler, 1924, *G. joyioides* Wüsthoff, 1937 (Aleocharinae), *Anotylus affinis* (Czwalina, 1870) (Oxytelinae) and the East-European subspecies *Stenus intricatus zoufali* Fleischer, 1909 (Steninae) are reported for the first time in the rove beetle fauna of Romania. As regards the species *Stenus intricatus* Er., Horion (1963: 312) mentioned it as a “Mediterranean species spread from the littoral area of Spain to the Balkan Mountains and North Africa. In Eastern Europe it might be spread from the Balkans (Hertzegovina, Croatia) to Transylvania and Hungary. But exact information based on collections are still unknown”.

The species *Philonthus diversiceps* Bernhauer, 1901, frequent in this area, was previously known only from the Danube Delta - Fortuna Lake (Ieniştea, 1968). *Stenistoderus nothus* (Erichson, 1839) was not mentioned from Romania since 1908, when Montandon cited it as “a new species for Romania” from Comana (Giurgiu County), under the name of *Leptolinus nothus* Er. *Xantholinus dvoraki* Coiffait, 1956 is the only valid species of the subgenus *Medeidophallus* Bordoni, 1999. *Xantholinus roubali* was synonymized with *X. dvoraki* by Gusarov (2002). The species *Xantholinus roubali* Coiffait, 1956 was mentioned for the first time for Romania by Bordoni (1973) as a result of his review on the *Xantholinus* species of the collection of the Museum of Natural History from Sibiu, identified as *X. linearis* Ol.

Rove beetle fauna from the dike area and from the four islets is uniform enough, with small differences; on the islets the stenotopic, ripicolous, psammophilous (from the bank area) species are prevalent, while in the dike area the coprophilous species can be added.

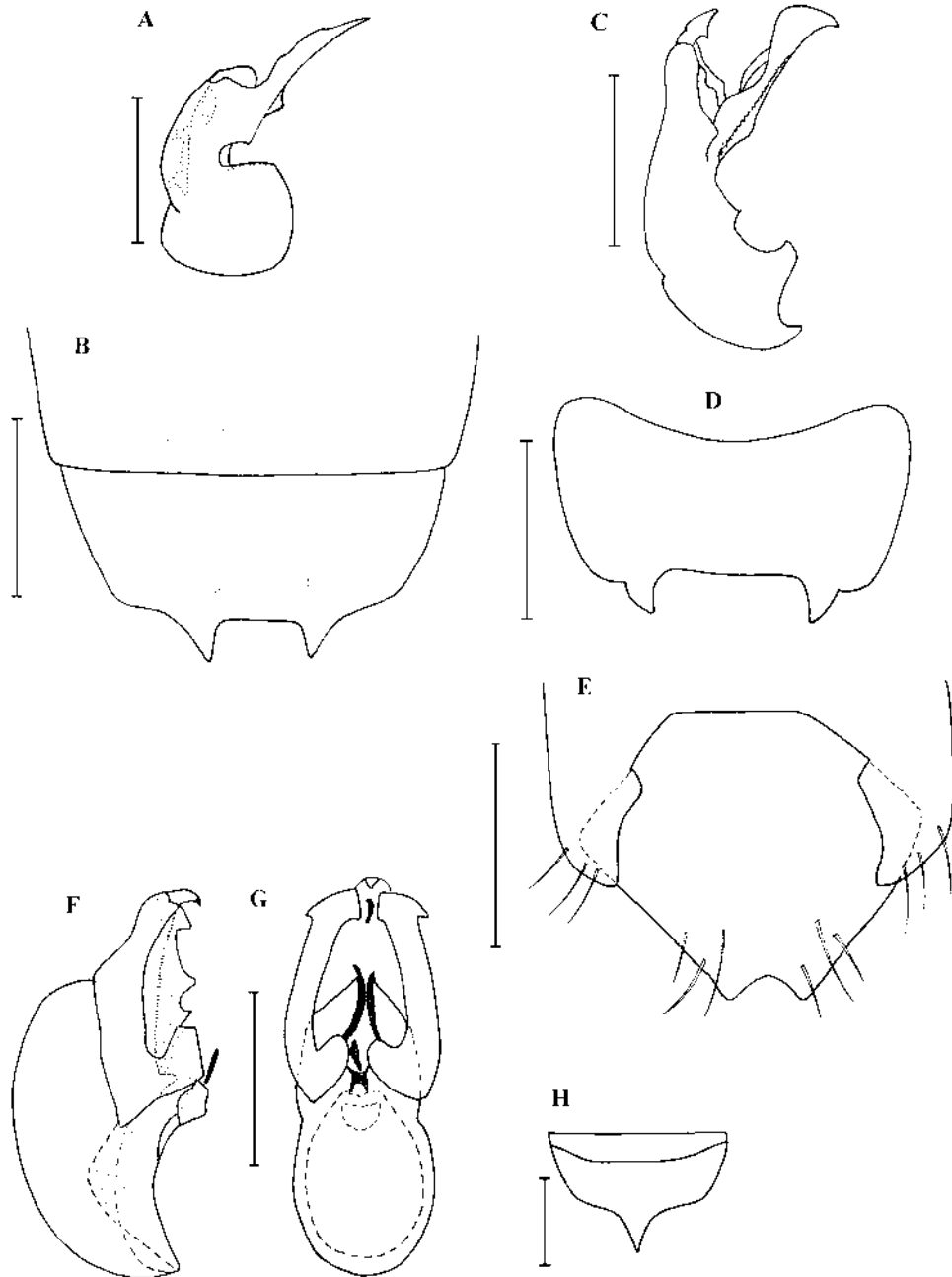


Fig. 2 – *Gyrophaena joyi* Wendeler: A – aedeagus (lateral view); B – tergites V, VI (male); *Gyrophaena joyioides* Wüsthoff: C – aedeagus (lateral view); D – tergite VI (male); E – tergite VIII (male); *Anotylus affinis* (Czwalina). Aedeagus: F – lateral view; G – ventral view. Scale: 0.5 mm. H – *Anotylus affinis* sternite VII (male). Scale: 0.25 mm.

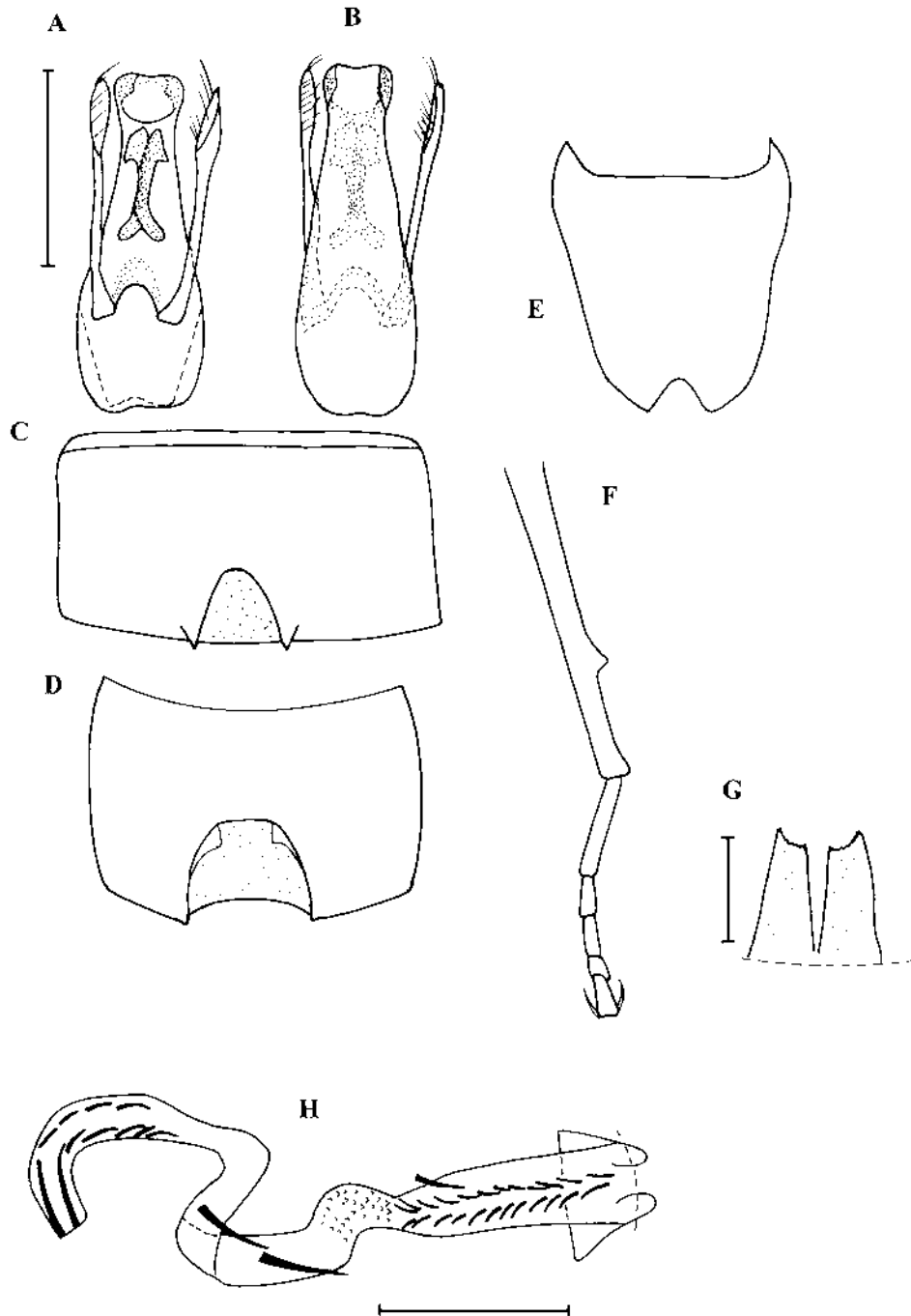


Fig. 3 – *Stenus intricatus zoufali* Fleischer. Aedeagus: A – dorsal view; B – ventral view; C, D, E – sternites IV, V, VI (male); F – left metatibia (male). Scale 0.5 mm. G – apical part of valvifer (female). Scale 0.25 mm. H – *Xantholinus dvoraki* Coiffait, the sclerites of the internal sac. Scale: 0.5 mm.

## ACKNOWLEDGEMENTS

I want to thank to Mr. Frank Keukelaar (Royal Haskoning – The Netherlands), the team leader of the Project: *Protection of the wetlands of the Danube – a pilot project for Cama Dinu islets area (Romania)*, to Dr. Iulian Nichersu (“The Danube Delta” National Institute for Research and Development – Romania), deputy team leader, to Dr. Erika Schneider (WWF Auen Institute for Floodplain Ecology – Germany) – coordinator, to Dr. Eckbert Schneider (WWF Auen Institute for Floodplain Ecology) – entomologist, to Dr. Victoria Tatole (“Grigore Antipa” National Museum of Natural History, Bucharest) – biologist, to Dr. Gheorghe Dihoru (Institute of Biology of the Romanian Academy) – botanist and to Dr. Alexandru Iftime (“Grigore Antipa” National Museum of Natural History, Bucharest) – herpetologist for the good co-ordination and communication when carrying on this project. I want to thank to Dr. Lee Herman - American Museum of Natural History, New York for his helpful suggestions and comments to improve the manuscript. I am deeply grateful to Dr. Volker Puthz (Germany) for his kindness in verifying the specimens of *Stenus intricatus*, establishing that it is about the East-European subspecies *Stenus intricatus zoufali* Fleischer. Thanks to Dr. Vladimir Gusarov for the publications put at my disposal. Thanks to Mrs Aura Dinu for the drawings traced in China ink. I also thank to the anonymous referees for their constructive comments on my manuscript and for their publishing advice.

STAFILINIDE (COLEOPTERA: STAPHYLINIDAE) DIN ZONA INUNDABILĂ  
A DUNĂRII, SECTORUL GIURGIU (ROMÂNIA)

## REZUMAT

Lucrarea reprezintă prima contribuție la cunoașterea faunei de stafilinide din lunca inundabilă a Dunării, sectorul Giurgiu. Colectarea s-a realizat în anul 2004 pe ostroavele Cama, Dinu, Mocanu, Slobozia și zona de dig corespunzătoare localităților Malu, Vedea, Cetățuia, Slobozia, Braniștea, Gostinu și Greaca, ca urmare a participării la Proiectul *Protection of the wetlands of the Danube – a pilot project for Cama Dinu islets area (Romania)*, EU PHARE CBC, Europe Aid/ 114577/D/SV/RO – RO 0103.03-02. Din cele 83 specii identificate 4 sunt semnalate prima dată în fauna României: *Gyrophaena joyi* Wendeler, 1924, *G. joyioides* Wüsthoff, 1937, *Anotylus affinis* (Czwalina, 1870) și *Stenus intricatus* cu subspecia est-europeană *S. intricatus zoufali* Fleischer, 1909, iar speciile *Philonthus diversiceps* Bernhauer, *Stenistoderus nothus* (Erichson) și *Xantholinus roubali* Coiffait, sinonimizată cu *Xantholinus dvoraki* Coiffait, se află la a doua semnalare. Pentru fiecare specie se menționează locul și data colectării, numărul de exemplare, metoda de colectare, caracteristica ecologică. Pentru speciile aflate la prima semnalare în România sunt prezentate desene ale caracterelor sexuale masculine. Siturile de colectare sunt noi menționări ale prezenței stafilinidelor și constituie cel mai sudic punct de colectare din România, până în prezent.

## LITERATURE CITED

- BOHÁČ, J., 1985 a – Review of the subfamily Paederinae (Coleoptera, Staphylinidae) in Czechoslovakia. *Acta entomologica bohemoslovaca*, 82: 360-385.
- BOHÁČ, J., 1985 b – Review of the subfamily Paederinae (Coleoptera, Staphylinidae) of Czechoslovakia. *Acta entomologica bohemoslovaca*, 82: 431-467.
- BORDONI, A., 1973 – Notes sur les *Xantholinus* de Roumanie et description de nouvelles espèces (Col. Staphylinidae). *Analele Științifice ale Universității „Al. I. Cuza” din Iași Secțiunea II, Biologie*, 19 (1): 149-157.
- COIFFAIT, H., 1974 – Coléoptères Staphylinidae de la Région Paléartique Occidentale. II. Sous famille Staphylininae, Tribus Philonthini et Staphilinini. *Nouvelle Revue d'Entomologie*, 4 (4) supplément: 1-593.
- COIFFAIT, H., 1978 – Coléoptères Staphylinidae de la Région Paléartique Occidentale. III. Sous famille Staphylininae, Tribu Quediini, Sous famille Paederinae, Tribu Pinophilini. *Nouvelle Revue d'Entomologie*, 8 (4) supplément: 7-364.
- DAUPHIN, P., 1991 – Notes sur les *Stenus* français (Coleoptera Staphylinidae). 1. Le sous-genre *Stenus*. *L'Entomologiste*, 47 (6): 277-291.
- DAUPHIN, P., 1993 – Notes sur les *Stenus* français (Coleoptera Staphylinidae). 2. Le sous-genre *Nestus*. *L'Entomologiste*, 49 (4): 177-192.

- GILDENKOV, M. YU., 2001 – The Palearctic Carpelimus fauna (Coleoptera: Staphylinidae). The problems of species and the formation of species. Smolensk State Pedagogical University, Smolensk, 1-304. (in Russian)
- GUSAROV, V. I., 2002 – *Xantholinus dvoraki* Coiffait, 1956 the only valid species of the subgenus *Medeidophallus* Bordoni, 1999 with remarkably variable internal sac of aedeagus (Coleoptera, Staphylinidae). *Zootaxa*, 21:1-11.
- HORION, AD., 1963 – Faunistik der mitteleuropäischen Käfer. Staphylinidae. 1. Micropeplinae bis Euaesthetinae, 9: xii + 1-412. Überlingen-Bodensee: A. Feyel.
- IENIȘTEA, M. AL., 1968 – Ord. Coleoptera (pars). Travaux du Muséum d'Histoire Naturelle „Grigore Antipa”, 9: 97-117.
- KOCH, K., 1989 – Staphylinidae. Pp. 213-440. *In: Die Käfer Mitteleuropas. Ökologie. Band 1.* Goecke & Evers, Krefeld.
- LOHSE, G. A., 1964 – Staphylinidae. I (Micropeplinae bis Tachyporinae). *In: H. Freude, K. Harde & G. A. Lohse, Die Käfer Mitteleuropas, Goecke & Evers, Krefeld, 4: 1-247.*
- LOHSE, G. A., 1974 – Staphylinidae. II (Hypocyphinae und Aleocharinae). *In: H. Freude, K. Harde & G. A. Lohse, Die Käfer Mitteleuropas, Goecke & Evers, Krefeld, 5: 1-304.*
- LOHSE, G. A., 1989 – Ergänzungen und Berichtigungen zu Freude H., Harde K. W. & Lohse G. A., Band 4 und 5. *In: G. A. Lohse & W. H. Lucht, Die Käfer Mitteleuropas, 12: 121-240.*
- MONTANDON, A. L., 1908 – Notes sur la faune entomologique de la Roumanie. Additions au Catalogue des Coléoptères. *Bulletin de la Société des Sciences de Bucarest – Roumanie, 17 (1-2): 67-118.*

Received: February 3, 2005

Accepted: March 7, 2005

Muzeul Național de Istorie Naturală „Grigore Antipa”  
Șos. Kiseleff, nr. 1, 011341 București 2, România  
e-mail: mstan@antipa.ro